


# The Hive : Spring 1 – Winter, Ice and Snow, Animals

## Key books for this half term:




### Jonty Gentoo

Jonty the penguin sets off on an adventure of a lifetime but can he waddle all the way to Antarctica?

#### **Key vocabulary:**

Slither, stroll, Pole, escape, midnight, cliff, sea, dived, ocean, frozen, waddled, darkness, seal, curious, penguin



### The Search For The Giant Arctic Jellyfish

A story about a quest to discover a Giant Arctic Jellyfish that nobody has ever seen.

#### **Key vocabulary:**

ship, equipment, fascinated, giant, crew, icy, majestic, narwhals, tentacle, glimpse, beluga whales, explore,



### Arctic Animals

A story where children will love guessing which arctic animal they'll find beneath the flap, including a walrus, fox, and snowy owl.

#### **Key vocabulary:**

Feathers, thick, fur, bark, tail, owl, seal, busy, quick, sly, moustache, tusks, walrus, polar bear

### **Learning experiences:**

#### **Vocab based on winter**

Show children winter scenes and talk about what they can see, help build their vocabulary. I can see.. I can hear.. I can feel..

### **Learning experiences:**

#### **Changes**

Children will observe a large melting block of ice on a large activity tray and look at how it melts through the day. Encourage the children to describe what is happening to the ask and use talk to explain why.

### **Learning experiences:**

#### **Materials**

We will be provide children with different materials such as fabric, foil and card and see which material would make the best coat to keep a teddy warm. They will also explore some ice balloons.

### **Learning experiences:**

#### **Writing**


Encourage the children to use their fingers to make marks in potato flakes, see if they can follow pattern cards. Encourage children to write about what they can see in a winter picture using the vocab given.

### **Songs and Rhymes**

- [Penguins Salute Song | FunForKidsTV - Nursery Rhymes & Baby Songs](#)
- [I'm A Little Snowman | Super Simple Songs | Winter Song For Kids](#)

# The Hive : Spring 1 – Chinese New Year, People who help us in the community

## Key books for this half term:



### I love Chinese New Year

Mai-Anne learns about twelve animals and their special powers in the story of how Chinese New Year began!

#### **Key vocabulary:**

New moon, celebration, Chinese, Lunar, decorate, festive, cheerful, lanterns, happiness, health, wishes, special, important




### Firefighters

Learn all about British Firefighters - how they help us, what they do, how they serve the community and much more.

#### **Key vocabulary:**

Firefighters, engine, hoses, water, equipment, lift, high, ladders, rescue, safe



### Monkey Tricks

Little Monkey loves to play cheeky tricks on all of his jungle friends. But do Little Monkey's friends feel the same way? Come and find out what happens when mischievous Little Monkey gets an unexpected surprise and learns how to play nicely!

#### **Key vocabulary:**

Love, cheeky, trouble, help, rescue, pest, cross, giggle, cry, creep, frighten

### **Learning experiences:**

#### **Art and Design**

Provide children with a range of paintbrushes and stamps to create their own firework picture. Create a dragon using chalk and natural materials in outside area

### **Learning experiences:**

#### **Mathemtaics**

Children have envelopes with numbers 1-10 on them. Children have a bowl of gold coins and invite them to count the matching number fo coins into each envelope

### **Learning experiences:**

#### **Understanding the world**

Encourage children to find where they live on the globe or world map together. Look at countries which celebrate Lunar New Year and how the festival is celebrated. Look at similarities and differences between flags from some of the countries that celebrate Lunar New Year

### **Learning experiences:**

#### **Personal, social and Emotional Development**

Children to work together in groups to build an emergency services vehicle. They could use large building blocks or junk-modelling materials. Discuss how it felt working together  
  
Pretend to brush your teeth with a toothbrush and toothpaste. Discuss who helps us to look after our teeth. As well as dentists, ask the children to think about how they can help to look after their own teeth.